

GET EDUCATED! IT'S YOUR RIGHT

You need to have knowledge and skills to help you develop your talents and abilities to the fullest.

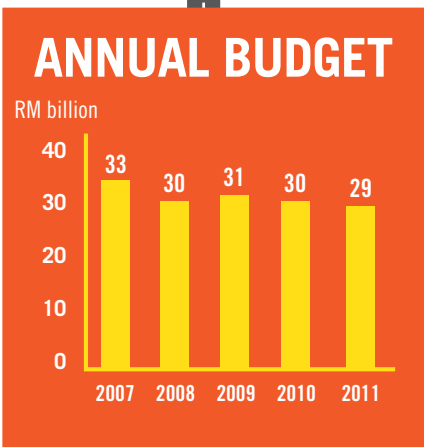
The law says primary schooling is free and compulsory for all.

Secondary school and university must be accessible to you too!

**INFO2
GRAFIK**

BY UNDIMSIA!

HOW MUCH DO WE SPEND ON EDUCATION?



% OF TOTAL EDU BUDGET

Country	Primary	Secondary
INA	51	36
KOR	31	39
SIN	21	25
THA	45	14
MAL	39	28

NO. OF SCHOOLS

Level	Primary	Secondary	Total
	7,714	2,282	9,996

* As of 30 June 2011

NO. OF TEACHERS

Level	Male	Female
Primary	71,393	163,261
Secondary	55,455	121,933
Total	126,848	285,194

* As of 30 June 2011

NO. OF KIDS IN SCHOOL

Level	Number
Preschool	178,622
Primary	2,860,340
Secondary	2,327,427
Total	5,366,389

* As of 30 June 2011

TEACHER-STUDENT RATIO



60% OF TEACHERS SATISFIED WITH THEIR SALARIES

HOW DO WE SCORE?

99% CAN READ AND WRITE

18% OF LOCAL GRADUATES STILL JOBLESS 18 MONTHS AFTER GRADUATION

70% OF WORKERS HOLD AN SPM CERT OR LESS

WE SUCK AT MATH

Country	Average Score
Republic of Korea	597
Singapore	593
Malaysia	474
Thailand	441

* Trends in International Mathematics and Science Study 2007

WORLD UNIVERSITY RANKINGS 2011

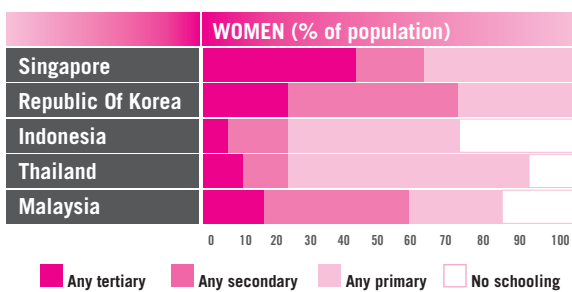
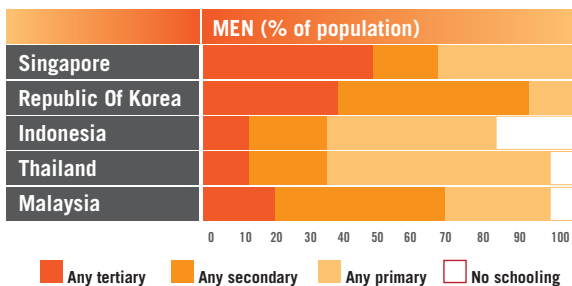
#28			National University of Singapore
#42			Seoul National University
#167			Universiti Malaya
#171			Chulalongkorn University
#279			Universiti Kebangsaan Malaysia
#335			Universiti Sains Malaysia
#358			Universiti Putra Malaysia

23% OF WORKERS HAVE ATTENDED COLLEGE OR UNIVERSITY

MACAM MANA NI?

- Are we spending too much or too little on education? Why?
- How could we spend our education budget more effectively?
- Why aren't there more Malaysians holding degrees?
- What if there were more vocational schools and colleges?
- What if critical thinking was emphasised instead of memorising?
- Should scholarships be awarded based on merit or need? Or both?

HIGHEST LEVEL OF EDUCATION ATTAINED



Compiled by the United Nations Statistics Division from UNESCO Institute for Statistics (2009a) and United Nations, Demographic Yearbook data collections (2009).

Data refer to educational attainment of population aged 25 and over. The population whose education level is unknown has been proportionately distributed over the four categories of educational attainment.

CLAIM YOUR RIGHT TO EDUCATION

- If you're a student, pin this poster in your classroom.
- If you're a teacher, use this poster as a teaching aid.
- If you're a parent, raise your concerns to your Member of Parliament.
- If you would like to discuss this, meet us at #UndiChats every Saturday 11am - 12pm @ PusatRakyat LB, 3-4, 4th Floor, Jalan Bangsar Utama 3, Bangsar, 59000 Kuala Lumpur.

**UNDI
MSIA!**

MOVE WITH US!

ACTION COMMUNITIES • KOMUNITI BERTINDAK
WWW.UNDIMSIA.COM

UNDIMSIA UNDIMSIA

MOVE@UNDIMSIA.COM

IN PARTNERSHIP WITH

WWW.REFSA.ORG